


Inductive Proximity sensor

PS / PM series

電感式 近接感應器

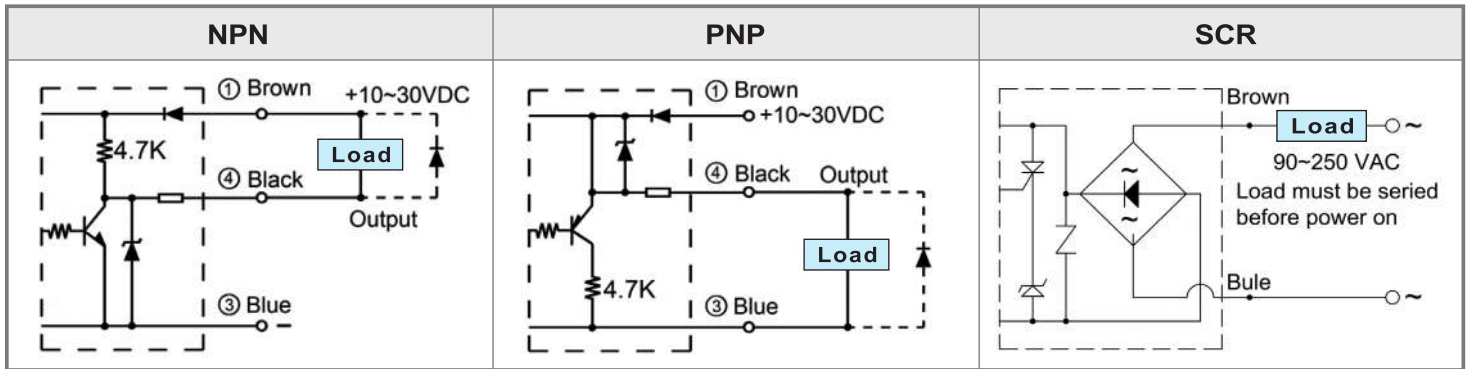
- All DC type with 「Short-circuit」 & 「Polarity reversed」 protection.
直流型都附「短路保護」及「極性保護」回路
- All AC type with 「surge absorbing circuit」 to avoid surge damage.
交流型都附「突波吸收回路」可有效防止突波破壞
- High solid compact structure 「IP-67」 suited to applied in any poor circumstance.
堅固結構「IP-67」適用各種惡劣環境
- All models with 「operating pilot.」
全機種都附「動作指示」



● Guiding of model / 型號索引

Tubular type Ex. PM 12 - 04 N B S - M12 1 2 3 4 5 6 7	Square type Ex. LS - 04 N B - V - PG 1 2 3 4 5 6
1 > Type / 型式 PM = Screw type / 螺絲型 PT = Tubular type / 圓管型	1 > Type / 型式 SP = Plate type / 扁型 LS = Long square type / 長條型 BS = Micro switch type / 微動開關型 PS = Square type / 方型 PL = Long square type / 長方型 PP = Plate type / 扁型
2 > Outline diameter / 外徑 05 = M5 x 0.5 08 = M8 x 1.0 12 = M12 x 1.0 18 = M18 x 1.0 30 = M30 x 1.5	2 > Sensing distance / 感應距離 02 = 2.0 mm 04 = 4.0 mm 05 = 5.0 mm 08 = 8.0 mm 10 = 10.0 mm 15 = 15.0 mm 20 = 20.0 mm 25 = 25.0 mm
3 > Sensing distance / 感應距離 01 = 1.0 mm 02 = 2.0 mm 04 = 4.0 mm 05 = 5.0 mm 08 = 8.0 mm 10 = 10.0 mm 15 = 15.0 mm 20 = 20.0 mm 25 = 25.0 mm	3 > Output method / 輸出方式 N = NPN P = PNP S = SCR
4 > Output method / 輸出方式 N = NPN P = PNP S = SCR	4 > Output status / 輸出狀態 Non = NO type B = NC type
5 > Output status / 輸出狀態 Non = NO type B = NC type	5 > Sensing direction / 檢測方向 Non = Horizontal type / 水平式 V = Vertical type / 垂直式
6 > Length or shape or material of body / 本體 Non = Cu plated Ni / 銅鍍鎳 S = Short type / 短型 E = Body with all screw / 全牙型 K = Stainless steel / 白鐵	6 > Connection method / 接線方式 Non = Lead wire type / 出線式 PG = M8 lead wire type / M8接頭出線式 M12 = M12 connector type / M12接頭式
7 > Connection method / 接線方式 Non = Lead wire type / 出線式 PG = M8 lead wire type / M8接頭出線式 M12 = M12 connector type / M12接頭式	

● Output circuit & connection diagram / 輸出回路及接線圖



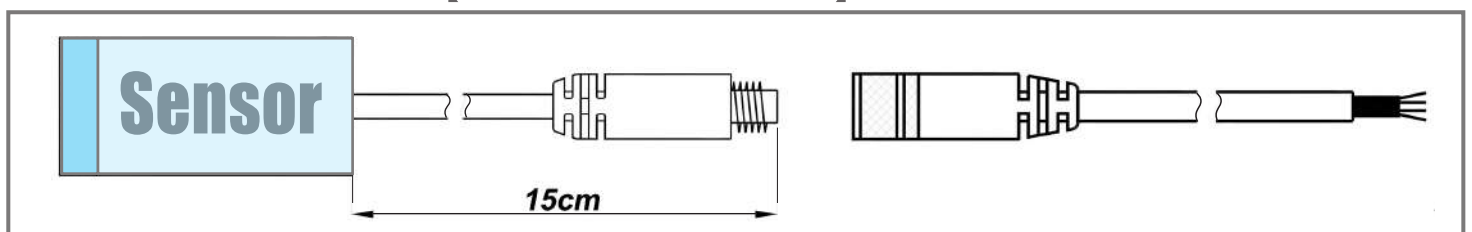
● General data / 共同規格

Specification		DC type	AC type
Operating voltage	工作電壓	10 ~ 30 VDC	90 ~ 250 VAC
Power ripple	電源漣波	< 20% of Vp-p	50/60Hz
Output current	輸出電流	150 mA max.	100mA max.
Current consumption	消耗電流	10 mA max.	2.0mA max.
Residual voltage	殘留電壓	< 0.1V	< 15V
Leakage current	洩漏電流	< 0.8 mA	< 4.0 mA
Hysteresis	應差	< 10% of sensing distance	
Thermal drift	溫度漂移	< 10 μ m/ $^{\circ}$ C	
Voltage drift	電壓漂移	< 1 μ m/V	
Protection circuit	保護回路	Short-circuit & Polarity reversed	surge absorbing circuit
Operating Temperature	工作溫度	- 25 $^{\circ}$ C ~ +80 $^{\circ}$ C	
Operating humidity	工作濕度	35% ~ 95% RH	
Protection class	保護等級	IP-67	
Color of sensing face	感應面顏色	NPN=Red ; PNP=Green	Blue

● Application hints

While a switching power supply is used, please be sure to ground the FG (Frame ground) and the G (Ground) terminal, if failure to do so, it may resulting malfunction of the sensor for the noise of the switching power supply. Meanwhile, the ripple of the DC power supply is required less than 20% to avoid resulting malfunction of the sensor.

● M8 lead wire connection [Available for all sensor]



Inductive Proximity sensor

PS series 電感式 近接感應器

● Square type [Plastic housing]

Outline	Model	Output status	Output method	Sensing distance	Mounting method	Sensing direction	Operating voltage	Response frequency
	LS-02N	NO	NPN	2.0 mm	Non-flushed	Horizontal	10-30 VDC	2KHz
	LS-02NB	NC						
	LS-02P	NO	PNP					
	LS-02PB	NC						
	LS-04N	NO	NPN	4.0 mm	Non-flushed	Horizontal	10-30 VDC	2KHz
	LS-04NB	NC						
	LS-04P	NO	PNP					
	LS-04PB	NC						
	LS-04N-V	NO	NPN	4.0 mm	Non-flushed	Vertical	10-30 VDC	2KHz
	LS-04NB-V	NC						
	LS-04P-V	NO	PNP					
	LS-04PB-V	NC						
	SP-02N	NO	NPN	2.0 mm	Non-flushed	Vertical	10-30 VDC	2KHz
	SP-02NB	NC						
	SP-02P	NO	PNP					
	SP-02PB	NC						
	SP-04N	NO	NPN	4.0 mm	Non-flushed	Vertical	10-30 VDC	2KHz
	SP-04NB	NC						
	SP-04P	NO	PNP					
	SP-04PB	NC						
	SP-05N	NO	NPN	5.0 mm	Flushed	Vertical	10-30 VDC	800Hz
	SP-05NB	NC						
	SP-05P	NO	PNP					
	SP-05PB	NC						
	SP-08N	NO	NPN	8.0 mm	Non-flushed	Vertical	10-30 VDC	800Hz
	SP-08NB	NC						
	SP-08P	NO	PNP					
	SP-08PB	NC						
	BS-02N	NO	NPN	2.0 mm	Flushed	Vertical	10-30 VDC	2KHz
	BS-02NB	NC						
	BS-02P	NO	PNP					
	BS-02PB	NC						
	BS-04N	NO	NPN	4.0 mm	Non-flushed	Vertical	10-30 VDC	2KHz
	BS-04NB	NC						
	BS-04P	NO	PNP					
	BS-04PB	NC						
	PP-05N	NO	NPN	5.0 mm	flushed	Vertical	10-30 VDC	800Hz
	PP-05P	NO	PNP					
	PP-08N	NO	NPN	8.0 mm	Non-flushed			
	PP-08P	NO	PNP					
	PS-05N	NO	NPN	5.0 mm	Flushed	Horizontal	10-30 VDC	800Hz
	PS-05NB	NC						
	PS-05P	NO	PNP					
	PS-05PB	NC						

● Square type [Plastic housing]

Outline	Model	Output status	Output method	Sensing distance	Mounting method	Sensing direction	Operating voltage	Response frequency
	PS-08N	NO	NPN	8.0 mm	Non-flushed	Horizontal	10~30 VDC	800Hz
	PS-08NB	NC						
	PS-08P	NO	PNP					
	PS-08PB	NC						
	PS-05S	NO	SCR	5.0 mm	Flushed	Horizontal	90~250 VAC	20Hz
	PS-05SB	NC						
	PS-08S	NO	SCR	8.0 mm	Non-flushed			
	PS-08SB	NC						
	PL-05N	NO	NPN	5.0 mm	Flushed	Horizontal	10~30 VDC	800Hz
	PL-05NB	NC						
	PL-05P	NO	PNP					
	PL-05PB	NC						
	PL-08N	NO	NPN	8.0 mm	Non-flushed	Horizontal	10~30 VDC	800Hz
	PL-08NB	NC						
	PL-08P	NO	PNP					
	PL-08PB	NC						
	PS-10N	NO	NPN	10.0 mm	Non-flushed	Horizontal	10~30 VDC	500Hz
	PS-10NB	NC						
	PS-10P	NO	PNP					
	PS-10PB	NC						
	PS-15N	NO	NPN	15.0 mm	Non-flushed	Horizontal	10~30 VDC	500Hz
	PS-15NB	NC						
	PS-15P	NO	PNP					
	PS-15PB	NC						
	PS-10S	NO	SCR	10.0 mm	Non-flushed	Horizontal	90~250 VAC	20Hz
	PS-10SB	NC						
	PS-15S	NO	SCR	15.0 mm				
	PS-15SB	NC						
	PS-25C	NO	NPN + PNP	25.0 mm	Non-flushed	Horizontal	10~30 VDC	250Hz
	PS-25CB	NC						
	PS-25C-M12	NO						
	PS-25CB-M12	NC						
	PS-25C-V	NO	NPN + PNP	25.0 mm	Non-flushed	Vertical	10~30 VDC	250Hz
	PS-25CB-V	NC						
	PS-25C-V-M12	NO						
	PS-25CB-V-M12	NC						
	SP-25C	NO	NPN + PNP	25.0 mm	Non-flushed	Vertical	10~30 VDC	250Hz
	SP-25CB	NC						

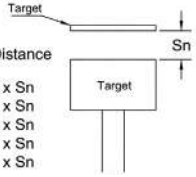
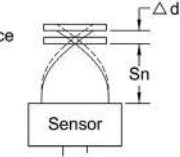
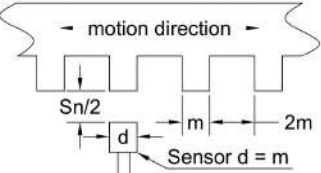
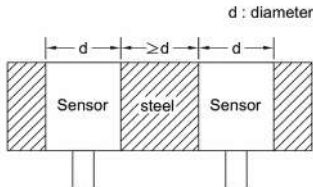
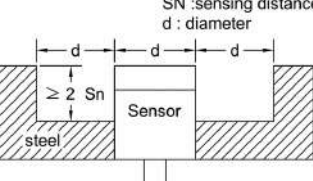
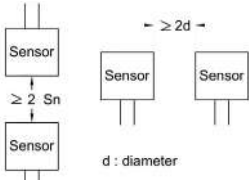
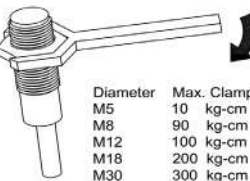
● Fixed bracket

BR-SP-04	BR-PS-05	BR-PS-10	BR-PS-25

Inductive Proximity sensor

PS / PM series 電感式 近接感應器

● Basic definition of Inductive proximity sensor / 基本定義

<p>※ Target / 標準檢測物</p> <p>Which is a steel, 1mm thickness, square form with width equal to the diameter of the sensing surface, if the target is made of a different material, the sensing distance must be multiplied by the Correction factor.</p> <p>標準檢測物是方型鐵片，厚度1mm，長寬等於感測器的感應面直徑。如果標準檢測物的材質不是鐵則感測距離須依右圖的修正係數修正。</p>	 <table border="1" data-bbox="1203 387 1390 517"> <thead> <tr> <th>Sn : Sensing Distance</th> <th>Target</th> </tr> </thead> <tbody> <tr> <td>Chrome</td> <td>0.9 x Sn</td> </tr> <tr> <td>Nickle</td> <td>0.9 x Sn</td> </tr> <tr> <td>Brass</td> <td>0.5 x Sn</td> </tr> <tr> <td>Aluminium</td> <td>0.4 x Sn</td> </tr> <tr> <td>Copper</td> <td>0.4 x Sn</td> </tr> </tbody> </table>	Sn : Sensing Distance	Target	Chrome	0.9 x Sn	Nickle	0.9 x Sn	Brass	0.5 x Sn	Aluminium	0.4 x Sn	Copper	0.4 x Sn
Sn : Sensing Distance	Target												
Chrome	0.9 x Sn												
Nickle	0.9 x Sn												
Brass	0.5 x Sn												
Aluminium	0.4 x Sn												
Copper	0.4 x Sn												
<p>※ Hysteresis / 應差</p> <p>Hysteresis is the different distance between the operating points that the target is approaching and leaving the sensing area of the sensor, the value is expressed as a percentage of the sensing distance ($\Delta d/Sn\%$)</p> <p>應差是感測器的動作點與復歸點的距離，一般是以動作點與復歸點的距離除以感應距離後以百分比表示。</p>	 <p>Sn : Sensing Distance Δd : Hysteresis</p> <p>— ON - - - - - OFF</p>												
<p>※ Switch frequency / 響應頻率</p> <p>It is the maximum response frequency per second, based on a pulse ratio 1 : 2, the sketch shows the condition of test.</p> <p>響應頻率是以ON / OFF 比 = 1 : 2 的條件所測得每秒最高響應頻率。測試條件如右圖所示。</p>	 <p>motion direction</p> <p>Sn/2, d, m, 2m</p> <p>Sensor d = m</p>												
<p>※ Accuracy (Repetition) / 重複精度</p> <p>Tolerance of operating position that sensor is certainly operated under the same condition.</p> <p>在相同的條件下所測得的最大動作點與最小動作點的差值。</p>													
<p>※ Flushed type / 埋入式</p> <p>A proximity sensor can be flushed mounted in metal and surrounded by metal up to the level of the sensing face.</p> <p>近接感測器可完全埋入金屬物即感應面四周可受金屬物包圍。</p>	 <p>d : diameter</p>												
<p>※ Non-flushed / 非埋入式</p> <p>A proximity sensor cannot be mounted in metal, clear zone of 3 times of the diameter of the sensing surface must be keep.</p> <p>近接感測器感應面四周不可受金屬物包圍，淨空範圍必須是近接感測器感應面直徑的三倍距離以上。</p>	 <p>SN : sensing distance d : diameter</p> <p>$\geq 2 Sn$</p>												
<p>※ Mutual interference / 互相干擾</p> <p>To install the inductive proximity sensors of the same model by face to face or side by side, please set the minimum distance between the sensors larger than the diameter of sensor, to avoid the malfunction.</p> <p>近接感測器不可以面對面或並排方式安裝，如果要以上述方式安裝務必保持近接感測器感應面直徑的一倍距離以上。</p>	 <p>$\geq 2 Sn$</p> <p>$> 2d$</p> <p>d : diameter</p>												
<p>※ Clamping torque / 鎖緊扭力</p> <p>Be sure to set a spring washer when fixing the sensor, Don't tighten the mounting screw of PM series with a clamping torque higher than the right value.</p> <p>安裝近接感測器時務必使用止滑墊圈以防止鬆脫。安裝PM系列近接感測器時鎖緊扭力請勿超出最大扭力值以免損壞近接感測器。</p>	 <table border="1" data-bbox="1294 1868 1533 1966"> <thead> <tr> <th>Diameter</th> <th>Max. Clamping Torque</th> </tr> </thead> <tbody> <tr> <td>M5</td> <td>10 kg-cm</td> </tr> <tr> <td>M8</td> <td>90 kg-cm</td> </tr> <tr> <td>M12</td> <td>100 kg-cm</td> </tr> <tr> <td>M18</td> <td>200 kg-cm</td> </tr> <tr> <td>M30</td> <td>300 kg-cm</td> </tr> </tbody> </table>	Diameter	Max. Clamping Torque	M5	10 kg-cm	M8	90 kg-cm	M12	100 kg-cm	M18	200 kg-cm	M30	300 kg-cm
Diameter	Max. Clamping Torque												
M5	10 kg-cm												
M8	90 kg-cm												
M12	100 kg-cm												
M18	200 kg-cm												
M30	300 kg-cm												
<p>※ Notice of Wiring / 配線注意事項</p> <p>To avoid being influenced by noise, try best to separate the cable of the sensor from the power lines and high tension lines.</p> <p>if extend the sensor cable, please use a cable which diameter as same as that.</p> <p>避免雜訊干擾，請儘量將感測器的電線與動力線或高壓線分離，不要綁在以此。</p> <p>如果要延長感測器的電線請儘量使用和感測器的電線相同規格的電線。</p>													

● M8 & M12 lead wire cable/ M8 & M12 接頭線

Model	Outline														
M8-3C-□m	<table border="1"> <thead> <tr> <th>4P PLUG</th> <th>COLOR</th> </tr> </thead> <tbody> <tr> <td>1</td> <td>BROWN</td> </tr> <tr> <td>2</td> <td>BLACK</td> </tr> <tr> <td>3</td> <td>BLUE</td> </tr> </tbody> </table>	4P PLUG	COLOR	1	BROWN	2	BLACK	3	BLUE						
	4P PLUG	COLOR													
	1	BROWN													
2	BLACK														
3	BLUE														
<table border="1"> <thead> <tr> <th>規格</th> <th>"A"</th> <th>"B"</th> <th>"C"</th> </tr> </thead> <tbody> <tr> <td>M8-3m</td> <td>3m</td> <td>50+3mm</td> <td>5+1mm</td> </tr> <tr> <td>M8-5m</td> <td>5m</td> <td>50+3mm</td> <td>5+1mm</td> </tr> </tbody> </table>	規格	"A"	"B"	"C"	M8-3m	3m	50+3mm	5+1mm	M8-5m	5m	50+3mm	5+1mm			
規格	"A"	"B"	"C"												
M8-3m	3m	50+3mm	5+1mm												
M8-5m	5m	50+3mm	5+1mm												
M8-4C-□m	<table border="1"> <thead> <tr> <th>4P PLUG</th> <th>COLOR</th> </tr> </thead> <tbody> <tr> <td>1</td> <td>BROWN</td> </tr> <tr> <td>2</td> <td>WHITE</td> </tr> <tr> <td>3</td> <td>BLUE</td> </tr> <tr> <td>4</td> <td>BLACK</td> </tr> </tbody> </table>	4P PLUG	COLOR	1	BROWN	2	WHITE	3	BLUE	4	BLACK				
	4P PLUG	COLOR													
	1	BROWN													
2	WHITE														
3	BLUE														
4	BLACK														
<table border="1"> <thead> <tr> <th>規格</th> <th>"A"</th> <th>"B"</th> <th>"C"</th> </tr> </thead> <tbody> <tr> <td>M8-3m</td> <td>3m</td> <td>50+3mm</td> <td>5+1mm</td> </tr> <tr> <td>M8-5m</td> <td>5m</td> <td>50+3mm</td> <td>5+1mm</td> </tr> </tbody> </table>	規格	"A"	"B"	"C"	M8-3m	3m	50+3mm	5+1mm	M8-5m	5m	50+3mm	5+1mm			
規格	"A"	"B"	"C"												
M8-3m	3m	50+3mm	5+1mm												
M8-5m	5m	50+3mm	5+1mm												
M12-4C-□m	<table border="1"> <thead> <tr> <th>4P PLUG</th> <th>COLOR</th> </tr> </thead> <tbody> <tr> <td>1</td> <td>BROWN</td> </tr> <tr> <td>2</td> <td>WHITE</td> </tr> <tr> <td>3</td> <td>BLUE</td> </tr> <tr> <td>4</td> <td>BLACK</td> </tr> </tbody> </table>	4P PLUG	COLOR	1	BROWN	2	WHITE	3	BLUE	4	BLACK				
	4P PLUG	COLOR													
	1	BROWN													
2	WHITE														
3	BLUE														
4	BLACK														
<table border="1"> <thead> <tr> <th>規格</th> <th>"A"</th> <th>"B"</th> <th>"C"</th> </tr> </thead> <tbody> <tr> <td>M12-3m</td> <td>3m</td> <td>50+3mm</td> <td>5+1mm</td> </tr> <tr> <td>M12-5m</td> <td>5m</td> <td>50+3mm</td> <td>5+1mm</td> </tr> </tbody> </table>	規格	"A"	"B"	"C"	M12-3m	3m	50+3mm	5+1mm	M12-5m	5m	50+3mm	5+1mm			
規格	"A"	"B"	"C"												
M12-3m	3m	50+3mm	5+1mm												
M12-5m	5m	50+3mm	5+1mm												
M12-4C- L-□m	<table border="1"> <thead> <tr> <th>4P PLUG</th> <th>COLOR</th> </tr> </thead> <tbody> <tr> <td>1</td> <td>BROWN</td> </tr> <tr> <td>2</td> <td>WHITE</td> </tr> <tr> <td>3</td> <td>BLUE</td> </tr> <tr> <td>4</td> <td>BLACK</td> </tr> </tbody> </table>	4P PLUG	COLOR	1	BROWN	2	WHITE	3	BLUE	4	BLACK				
	4P PLUG	COLOR													
	1	BROWN													
2	WHITE														
3	BLUE														
4	BLACK														
<table border="1"> <thead> <tr> <th>規格</th> <th>"A"</th> <th>"B"</th> <th>"C"</th> </tr> </thead> <tbody> <tr> <td>M12-L3m</td> <td>3m</td> <td>50+3mm</td> <td>5+1mm</td> </tr> <tr> <td>M12-L5m</td> <td>5m</td> <td>50+3mm</td> <td>5+1mm</td> </tr> </tbody> </table>	規格	"A"	"B"	"C"	M12-L3m	3m	50+3mm	5+1mm	M12-L5m	5m	50+3mm	5+1mm			
規格	"A"	"B"	"C"												
M12-L3m	3m	50+3mm	5+1mm												
M12-L5m	5m	50+3mm	5+1mm												

To manufacture the world standard controls
 By mass producing & standardizing
 To offer the excellent quality assurance
 By advance technology & strict total quality control

以「標準化」、「量產化」製造「世界標準」的電控器材
 以「先進技術」、「嚴格品管」提供最佳品質保證

www.fotek.com.tw



FOTEK CONTROLS
 EST. 1985